

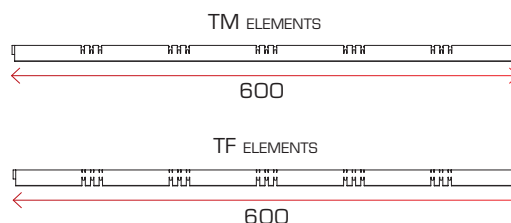
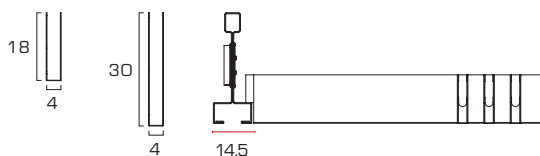
## Data Sheet

### BASE 4 - EASY LINE OPEN CELL

#### DESCRIPTION

BASE 4 open cell tiles can be laid on Easy line visible structure: an original system conceived to create an innovative lay-out.

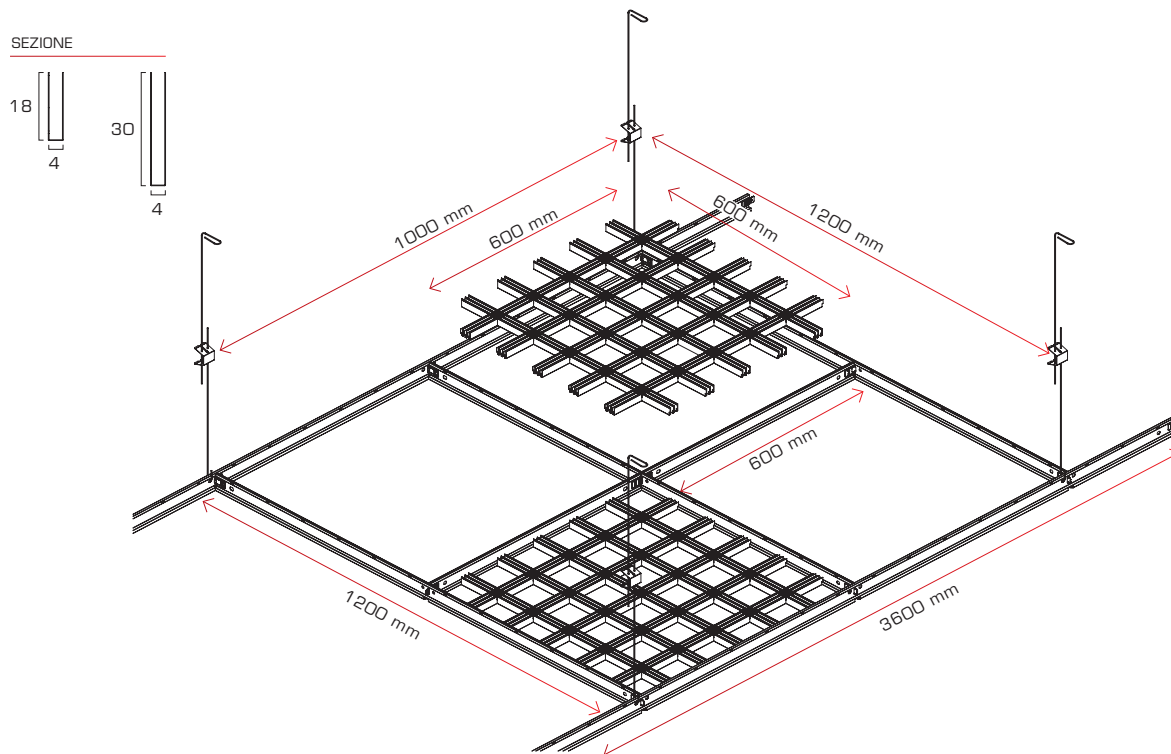
#### SECTIONS



#### TECHNICAL DETAILS:

BASE 4 mm; h 18 mm   h 30 mm							
DIMENSIONS	OPEN CELL TILES:		600x600   600x1200 mm				
	EASY LINE MAIN PROFILES:		3600 mm				
	EASY LINE CROSS PROFILES:		1200 mm				
	EASY LINE CROSS PROFILES:		600 mm				
STRUCTURE	Atena Steel Strong Easy Line						
MESHES	20x20	30x30	40x40	50x50	60x60	75x75	The open area percentage is calculated with standard tiles made up of single elements
OPEN AREA	64 %	75,1 %	81 %	84,6 %	87,1 %	89,6 %	
MATERIALS	4/10 pre-painted aluminum						
COLOURS AND FINISHING	White or silver pre-painted aluminim Mirror finishing (AISI) on request Post-painting of all RAL color						
PERIMETER PROFILES	"C" 25x52x10 mm perimeter profile made up of 5/10 aluminum, finishing as open cell						
HANGERS	Twister   Nonius   Standard with spring   90° hanger						
CERTIFICATIONS:							
FLEXION RESISTANCE	Maximum span mm 1200 - 1 Class						
DURABILITY OF PRE-PAINTED ITEMS	C Class						
RELEASE OF DANGEROUS SUBSTANCES	No release of any dangerous substance according to the European law EN 13964:2014.						
FIRE REACTION	A1 Class according to EN 13501-1.						

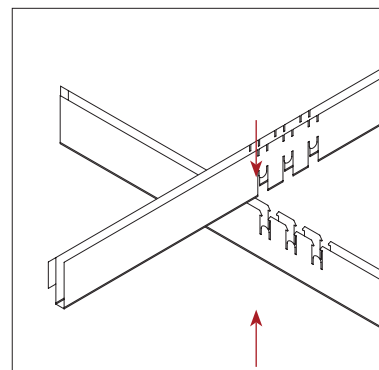
## SYSTEM AXONOMETRY



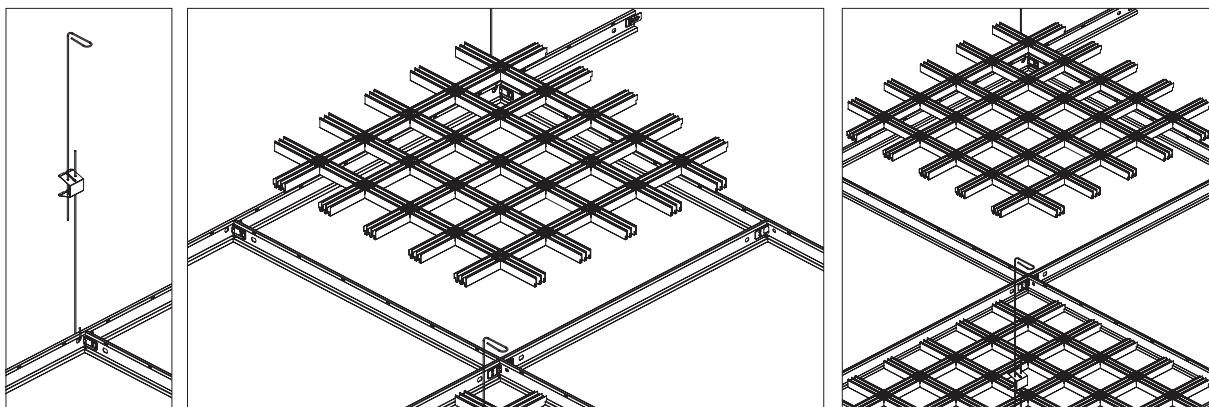
## LAYING INSTRUCTIONS

- Proceed with the installation of structure:
1. Draw the lines of the perimeter frame.
  2. Determine the height of the ceiling with a level and mark it with a string.
  3. Install the wall angles with nails, screws and / or plugs suitable to the wall material.
  4. Fix the hangers according to the type of ceiling to be installed.
  5. Install the main runners with an interaxe of 1200 mm\*.
  6. Proceed with the installation of 1200 mm cross profiles with an interaxe of 600 mm\*.
  7. Install 600 mm cross profile with an interaxe of 600 mm\*.
  8. Lay the assembled open cell tiles on the the structure. (see A detail: assembling elements TM TF).

TM AND TF ELEMENTS ASSEMBLY DETAIL



\*Verify the interaxe according to the load at m<sup>2</sup> and particular conditions.



## MATERIAL INCIDENCES

MODEL	MESHES	ELEMENT QUANTITY PER MODULE 600x600mm		LM / SQM
		TM 600mm	TF 600 mm	
BASE 4 + EASY LINE	20x20	29	29	96,60
	30x30	19	19	63,20
	40x40	14	14	46,60
	50x50	11	11	36,60
	60x60	9	9	29,93
	75x75	7	7	23,33

\* VALUES DESCRIBE THE INCIDENCES OF TM AND TF

## WEIGHTS PER SQM

MESHES	BASE 4+T	
	H18	H30
20x20	4,1	6,6
30x30	2,7	4,4
40x40	2,0	3,2
50x50	1,6	2,6
60x60	1,3	2,1
75x75	1,0	1,6



## SPECIFICATIONS

Base 4 is an open cell false ceiling with integrated structure made of 600x600 and 600x1200 mm tiles. Panels are composed of TM and TF aluminium 4/10 elements crossing each other to realize the desired mesh (20x20 | 30x30 | 40x40 | 50x50 | 60x60 | 75x75).

TM and TF elements have an U-shaped section, 18 or 30 mm high and 4 mm wide.

It is possible to choose Easy Line structure between 4 different colours: white | white, silver | silver, white | black, silver | black.

The bearing structure will be hanged to the concrete with hangers, to choose among Twister, Nonius, Standard with spring and 90° hanger. The perimeter frame will be realized using a 5/10 aluminum "C" profile 25x52x10 mm having the same finishing of the open cell.

## STORAGE MODE

In order to guarantee to customers the realization of a perfect false ceiling, materials supplied by Atena S.p.A. shall be maintained in good conditions from purchase to installation. They must be stored in a closed, clean and dry site. Atena S.p.A. protects its products with resistant packaging under normal handling.

Please handle packages with care to avoid shocks and inappropriate handling that might damage what is provided. Tiles are packaged in brown cardboard boxes with stripe and delivered on pallets secured with cellophane. The manual handling must be carried out with caution and in compliance with safety regulations at work. For carriage of packaged products on pallets, provide a mechanical transport to avoid damages or risks resulting from inadequate transport.

## CLEANING, MAINTENANCE AND REMOVAL

---

Cleaning and maintenance require some attention and care even though are easy to make and don't take much time. It is necessary to use neutral and not aggressive soaps. In case of any damage, tiles can be repainted or replaced.

False ceilings maintenance usually refers to: placing, alignment or replacement of damaged or broken tiles. Panels can be also removed for restoration or maintenance of the system below.

The maintenance work shall be appointed to: specialised workers trained with technical data sheets about setting, removal and maintenance of the false ceilings, in order to ensure excellent results.

Using inadequate tools can damage the structure, causing adherence loss or even accidental panel fall. All the maintenance intervention must follow the technical data sheet indication and every noted diversity has to be promptly reported.

Each worker assigned with maintenance operation must carefully remove the tile, perform the intervention and do not alter the false ceiling structure, the hanging system and the connection between these elements. When the maintenance is over, install again the panels, verifying that the tiles are properly laid on the T profile and the planarity is guaranteed. Any difference in tiles level is caused by wrong installation and, for this reason, they must be quickly controlled.

## LAWS REFERENCE AND WARRANTY

---

Each Atena false ceiling is produced for internal use according to the technical rules for construction NTC 2008, and the specific regulations UNI EN 13964, 14195:2005.

Each Atena S.p.A. product has its own DOP (Declaration Of Performance) CE according to the European Law 305/2011.

False ceilings and claddings for internal and external use have to be dimensioned on environment features, to list some of the possible examples: earthquakes, wind, thermal expansion, place of installation, use destination of the building and project requests.

Independently by information, suggestions, advices and technical opinions exchanged between the parts, Atena S.p.A. will produce its products only according to the orders received and the technical drawings/projects attached, having no responsibility on what is not indicated in the order, in the technical drawings or in the project.

Atena S.p.A., as producer, is responsible for manufacturing defects. Complaints have to be presented according to the selling conditions. Materials used for Atena false ceilings have been produced just with this purpose, every other use is considered improper.