



## Data Sheet

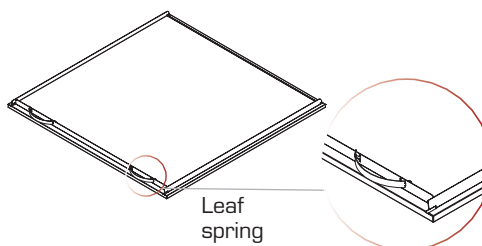
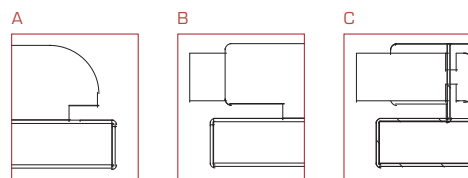
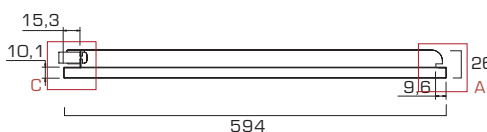

### ENIGMA ESCAPE

#### DESCRIPTION

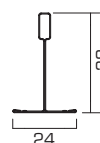
False ceiling made with Escape tiles laid on Steel Strong T24 semi-hidden structure. Born to renew existing false ceilings, it maintains the same T24 structures, exploiting a 6 mm shutter among its tiles.

#### SECTIONS

##### SHAPED EDGE



##### STRUCTURE PROFILE SECTION



Two leaf springs provide more stability to the system.

#### TECHNICAL DATA

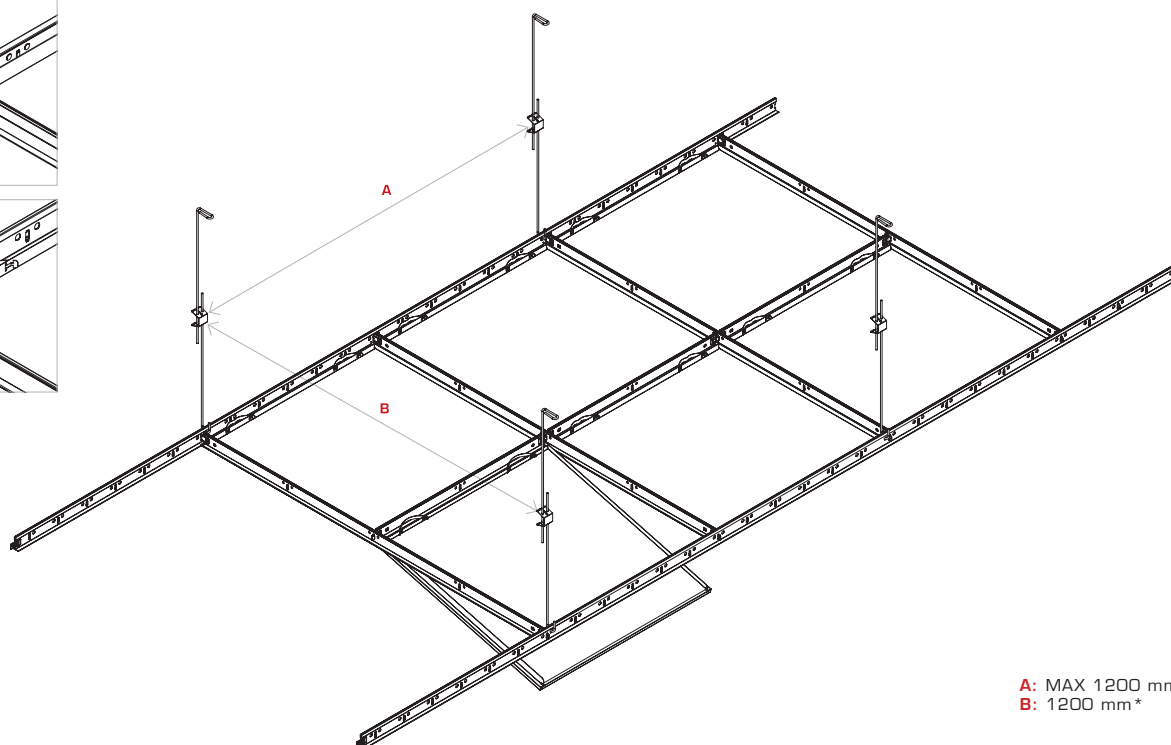
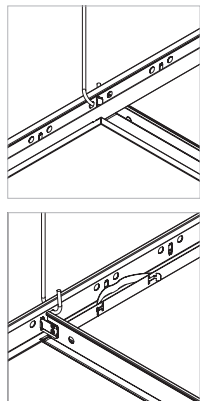
TILES DIMENSIONS	600x600 mm	
TYPE	Lay-in tiles Right edge 6 mm shutter	
MATERIAL AND WEIGHT	Steel 5/10: Steek 6/10:	4,63 kg/sqm 5,55 kg/sqm
SEMI-CONCEILED STRUCTURE	Steel Strong Easy T24 Steel Strong Easy Antisismico T24 Steel Strong Easy Fox T24	
CERTIFICATIONS		
FLEXION RESISTANCE	Maximum span mm 1200 - 1 Class	
DURABILITY OF POST-PAINTED ITEMS	C Class	
DURABILITY OF GALVANISED ITEMS	B Class	
RELEASE OF DANGEROUS SUBSTANCES	No release of dangerous substances according to European Law EN 13964:2014	
REACTION TO FIRE	According to UNI EN 13501-1: plain or perforated tiles with Viledon Plus A1 Class perforated tiles with standard Viledon A2s1dO Class structure A1 Class	
ACOUSTIC TEST	Refer to Atena acoustic catalogue.	
MAXIMUM BEARING CAPACITY	Str. Easy T24 and Easy Antisismico model 600x600: 12 kg/sqm	Str. Easy Fox T24 model 600x600: 10 kg/sqm

# VISIBLE STRUCTURE STEEL STRONG T24

MODEL 600 x 600 mm

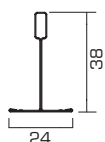
## DETAILS

### EASY T24 HOOK

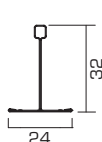


**A:** MAX 1200 mm\*  
**B:** 1200 mm\*

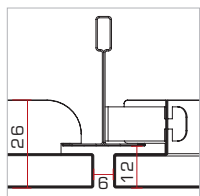
### MAIN T 3700 mm



### CROSS T 1200 mm/600 mm



### TILE SECTION RIGHT EDGE 6 mm SHUTTER



ENIGMA ESCAPE tiles, can be installed on all T25 Atena Steel Strong structures.



Main carrier hook



Easy hook



Antismico hook



Fox hook

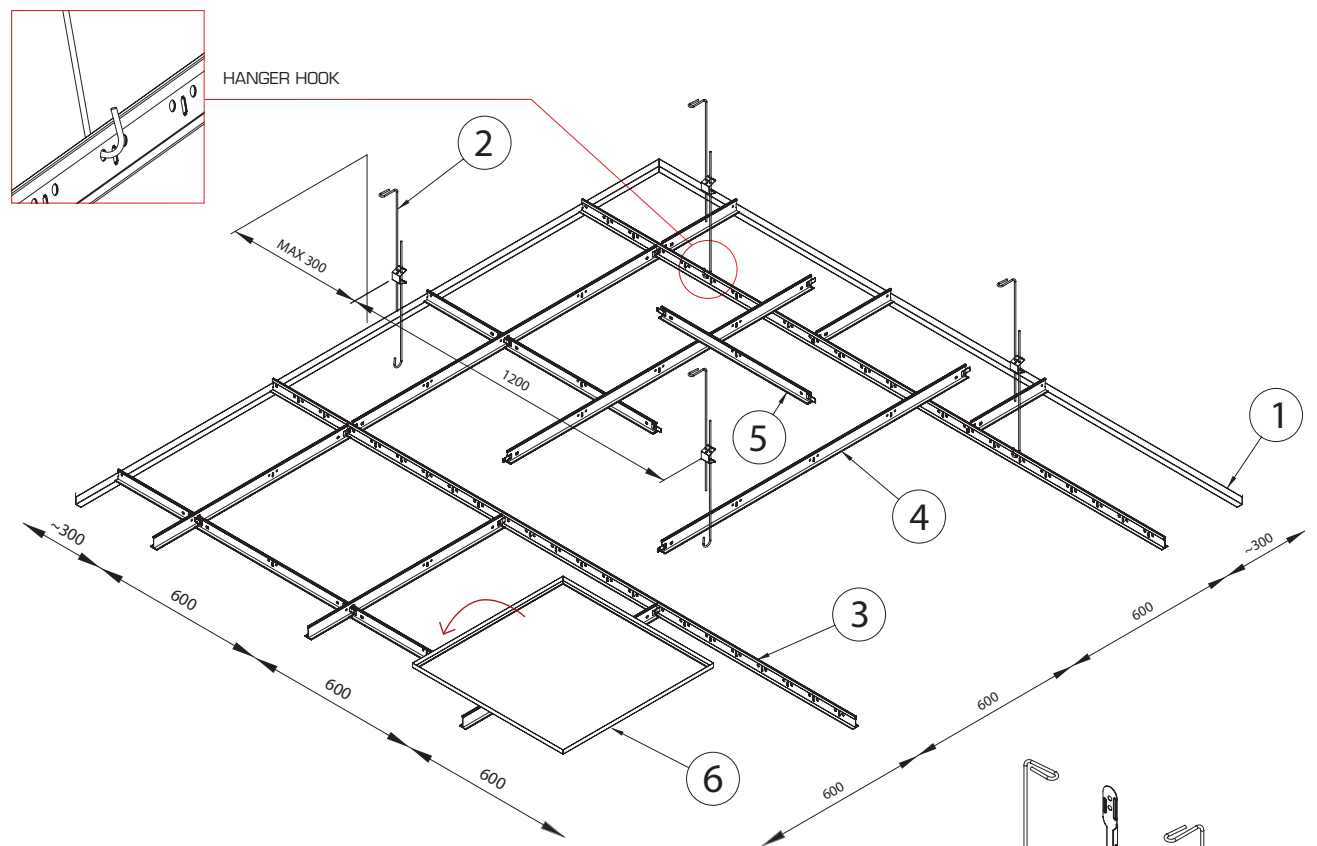
\*Verify the interaxe according to the load at m<sup>2</sup>.

All dimensions are nominal and expressed in millimeters.

All technical specification data and information can be changed without advise.

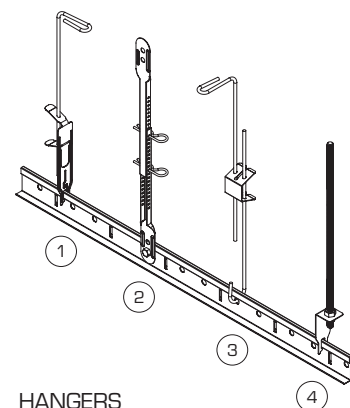
For further information please contact sales department: tel. + 39 0421 75526 [commerciale@atena-it.com](mailto:commerciale@atena-it.com)

## LAYING INSTRUCTIONS



### INSTALLATION STEPS:

- Draw the lines of the perimeter frame.
- Determine the height of the ceiling with a level and mark it with a string.
- Proceed with the installation of structure:
  1. Install the wall angles with nails, screws and / or plugs suitable to the wall material.
  2. Fix the hangers according to the type of ceiling to be installed.
  3. Install the main runners with an interaxe of 1200\* mm.
  4. Proceed with the installation of 1200 mm cross T profiles in to the main carrier.
  5. Install 600 mm Cross T in to 1200 mm Cross T profiles.
  6. Complete the false ceiling laying the tiles on T structure.



### HANGERS

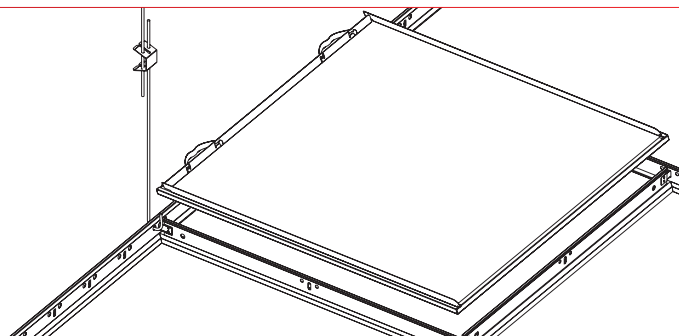
- 1) Twister
- 2) Nonius
- 3) Standard hook with spring
- 4) 90° hanger

\*Verify the interaxe according to the load at m<sup>2</sup> and particular conditions.

To set up a proper coupling of the structure, hold the left side of the punched profile and press slightly to snap the clip into place.

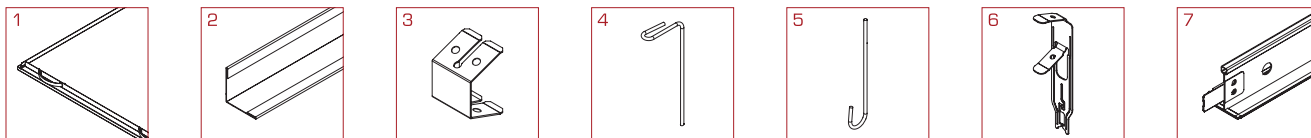
The click ensures the proper attachment of the structure.

To release, press the tab of the locking clip and remove the profile.



## ENIGMA ESCAPE INCIDENCES

MODEL 600 x 600 mm



STEEL STRONG EASY T24 - EASY FOX STRUCTURE				
ID	DESCRIPTION	MATERIAL	QUANTITY	
1	ENIGMA ESCAPE TILE	steel / aluminum	(pcs/sqm)	2,78
2	PERIMETER PROFILE	galvanised steel 6/10	(pcs/sqm)	1
3	Ø4 DOUBLE SPRING	spring steel	(pcs/sqm)	1
4	Ø4 HANGER WITH EYE	galvanised steel	(pcs/sqm)	1
5	Ø4 HANGER WITH HOOK	galvanised steel	(pcs/sqm)	1
6	TWISTER	hardened steel	(pcs/sqm)	1
7	T24 3700 PROFILE	galvanised steel	(lm/sqm)	0,85
	T24 1200 PROFILE	galvanised steel	(lm/sqm)	1,70
	T24 600 PROFILE	galvanised steel	(lm/sqm)	0,85

## TILES WEIGHT

MODEL 600 x 600 mm

TILES					SEMI-CONCEALED STRUCTURES COMBINED WEIGHT			
MODEL	DIMENSIONS	MATERIALS	THICKNESS	kg/m <sup>2</sup>	EASY T24   ANTIS. T24 kg/m <sup>2</sup>		EASY FOX T24 kg/m <sup>2</sup>	
					S	S+P	S	S+P
ENIGMA ESCAPE	600 x 600	STEEL	5/10	4,63	0,97	5,60	0,86	5,49
			6/10	5,55	0,97	6,52	0,86	6,41

S IT REFERS TO THE WEIGHT OF STRUCTURE ONLY  
 S + P FALSE CEILING TOTAL WEIGHT STRUCTURE AND TILE - WITHOUT HANGERS WEIGHT  
 TILES WEIGHT REFERS TO PLAIN MODEL

## PACKAGING SPECIFICATION

MODEL 600 x 600 mm

PACKAGING						
MODEL	DIMENSIONS	MATERIALS	THICKNESS	PIECES PER BOX*	BOXES PER PALLET	CODE**
ENIGMA ESCAPE	600 x 600	STEEL	5/10	5	28	PEEB0C5BIC000NB
			6/10	5	28	PEEB0C6BIC000NB

\*\*THE GREY PART OF THE CODE CHANGES ACCORDING TO THE TILES SPECIFICATION

## TECHNICAL SPECIFICATION

---

### MATERIAL AND COLOR:

- Steel 5/10 - 6/10 White | Silver  
Postpainted similar to RAL 9010 and RAL 7035 (gloss and matt)  
Postpainted all RAL color gloss and semi-gloss  
SILVER postpainted similar to RAL 9006 and all matt RAL colors.  
See "Colors and Materials" data sheet

### FINISHING:

Plain surface

Perforated surface:

- Perforation type
- Hole
- Diagonal or parallel perforation
- % perforated area

Read Atena Perforations data sheet

### SEMI-CONCEALED STRUCTURE:

- Steel Strong Easy Base 24 (visible side color: white, black, silver)
- Steel Strong Easy Antisismico (visible side color: white)
- Steel Strong Easy Fox Base 24 (visible side color: white)

### PERIMETER PROFILES:

Chosen by project requirements, see Metal Modular Catalogue, "Perimeter profiles" section.

Fire reaction according to UNI EN 13964 A1 Class for plain or perforated tiles with Viledon Plus, A2s1d0 Class for perforated tiles with standard Viledon.

The panels will be removable to ensure any easy access to the interspace and a flexible positioning of the lighting elements.

In case the perimeter frame is made up of cutted tiles, we recommend the use of plain tiles.

Good results in terms of sound-absorbency can be obtained with perforated tiles by inserting rockool or mineral fiber on the back, packed in hot-sealed polyethylene containers.

## STORAGE MODE

---

In order to guarantee to customers the realization of a perfect false ceiling, materials supplied by Atena S.p.A. shall be maintained in good conditions from purchase to installation.

They must be stored in a closed, clean and dry site.

Atena S.p.A. protects its products with resistant packaging under normal handling.

Please handle packages with care to avoid shocks and inappropriate handling that might damage what is provided.

Tiles are packaged in brown cardboard boxes with stripe and delivered on pallets secured with cellophane.

The manual handling must be carried out with caution and in compliance with safety regulations at work.

For carriage of packaged products on pallets, provide a mechanical transport to avoid damages or risks resulting from inadequate transport.

## CLEANING, MAINTENANCE AND REMOVAL

---

Cleaning and maintenance require some attention and care even though are easy to make and don't take much time. It is necessary to use neutral and not aggressive soaps. In case of any damage, tiles can be repainted or replaced.

False ceilings maintenance usually refers to:

placing, alignment or replacement of damaged or broken tiles. Panels can be also removed for restoration or maintenance of the system below.

The maintenance work shall be appointed to: specialised workers trained with technical data sheets about setting, removal and maintenance of the false ceilings, in order to ensure excellent results.

The tiles shall be taken off simply by pushing them upwards from the T grids and turning them to one side for an easy removal.

Using inadequate tools can damage the structure, causing adherence loss or even accidental panel fall.

All the maintenance intervention must follow the technical data sheet indication and every noted diversity has to be promptly reported.

Each worker assigned with maintenance operation must carefully remove the tile, perform the intervention and do not alter the false ceiling structure, the hanging system and the connection between these elements.

When the maintenance is over, install again the panels, verifying that the tiles are properly laid on the T profile and the planarity is guaranteed. Any difference in tiles level is caused by wrong installation and, for this reason, they must be quickly controlled.

## LAWS REFERENCE AND WARRANTY

---

Each Atena false ceiling is produced for internal use according to the technical rules for construction NTC 2008, and the specific regulations UNI EN 13964, 14195:2005.

Each Atena S.p.A. product has its own DOP (Declaration Of Performance) CE according to the European Law 305/2011.

False ceilings and claddings for internal and external use have to be dimensioned on environment features, to list some of the possible examples: earthquakes, wind, thermal expansion, place of installation, use destination of the building and project requests.

Independently by information, suggestions, advices and technical opinions exchanged between the parts, Atena S.p.A. will produce its products only according to the orders received and the technical drawings/projects attached, having no responsibility on what is not indicated in the order, in the technical drawings or in the project.

Atena S.p.A., as producer, is responsible for manufacturing defects. Complaints have to be presented according to the selling conditions. Materials used for Atena false ceilings have been produced just with this purpose, every other use is considered improper.